

THE BATA SHOE MUSEUM

BRAINSTORMING

Level: Beginner

A brainstorming session before your visit to the Bata Shoe Museum will help prepare your students for their visit. It will make them feel comfortable answering questions from docents, and will give them the confidence to ask questions themselves.

The docents will likely bring up these topics:

- **why do people wear shoes?**
- **what materials can we use to make shoes?**

Ask your students to brainstorm the following ideas on their own for just one minute. Then pair each student up with a partner, and ask each pair to write their ideas on a piece of paper. Finally, brainstorm as a class; the teacher acts as secretary and writes the answers on the board.

- **types of shoes**
- **materials used to make shoes**
- **why do people wear shoes?**
- **what questions would you like to ask your tour guide?**

FOR THE LAST IDEA: DEPENDING ON THE LEVEL OF THE CLASS, TEACHERS WILL HAVE TO HELP STUDENTS FORMULATE THE QUESTIONS CORRECTLY. THIS IS A GOOD OPPORTUNITY TO DISCUSS WAYS OF ASKING QUESTIONS IN ENGLISH.

THE BATA SHOE MUSEUM

MIX & MATCH

Level: Beginner / Intermediate

Match the word to the picture!

SHOE	SLIPPER	RUN		THE BATA SHOE MUSEUM	
FEET	TOES	RUNNING SHOE			
HIGH HEEL	WALK				
	SKATE	SANDAL		THE BATA SHOE MUSEUM	
BOOT	SHOEMAKER	SOCKS			

INSTRUCTORS: CUT THIS WORKSHEET INTO SQUARES AS SHOWN, AND MIX WORD CARDS WITH IMAGE CARDS. GIVE ONE SET OF CARDS TO A GROUP OF STUDENTS AND ASK THEM TO MATCH EACH WORD TO THE CORRESPONDING IMAGE. MAKE AS MANY SETS OF CARDS AS NECESSARY FOR THE CLASS.

THE BATA SHOE MUSEUM

SHOW ME THE SHOE MUSEUM!!

Search the Bata Shoe Museum web site www.batashoemuseum.ca

We encourage the students to use the Bata Shoe Museum web site before visiting.

In doing so, students get a chance to practise reading skills (reading for information), and will learn about the Bata Shoe Museum and its collections.

Find information on the Bata Shoe Museum web site to answer the following questions:

1. Where is the Bata Shoe Museum?

2. What hours is the Bata Shoe Museum open?

3. How much is admission for:

a) 1 adult

b) 1 student

c) a family of 2 parents & 2 children?

4. Membership. What is it and how much does it cost?

5. When did the Bata Shoe Museum open?

THE BATA SHOE MUSEUM

WORD FIND

Level: Beginner

Match the word to the picture!

There are 15 more words hidden in the grid below! Can you find them all? The words are hidden from left to right or from top to bottom, as shown below. When you are finished, check with your instructor to make sure you have found them all. Next, write down all the words you have found in the grid on a piece of paper. Choose five words, and write one sentence with each word. For example:

A	E	X	R	C	D	P	I	S	E	A	O	F	S	N	B	B	O	O	T	G	Q	B
K	F	S	H	O	E	F	L	A	L	W	U	L	J	C	V	Z	O	U	A	V	L	U
E	P	W	J	A	N	C	R	N	T	S	L	I	P	P	E	R	G	K	Z	P	A	K
M	F	I	G	Q	V	R	B	D	W	I	F	P	B	E	Z	F	S	H	R	X	C	M
O	B	A	W	H	C	Z	D	A	W	A	O	F	M	N	T	R	N	P	A	S	E	D
W	D	L	N	E	K	R	S	L	J	I	X	L	P	M	T	O	E	F	T	L	S	F
J	V	W	J	M	O	U	Q	A	V	M	F	O	O	T	E	G	A	J	H	R	A	H
S	K	A	T	E	F	N	Z	N	D	J	C	P	F	T	B	O	K	U	Q	J	K	S
X	R	L	D	B	K	M	N	R	S	I	H	F	H	S	R	H	E	E	L	M	B	O
S	A	K	L	Z	G	U	M	O	C	C	A	S	I	N	W	U	R	S	Q	L	D	C
E	X	E	R	T	Y	A	P	X	R	B	Q	Z	P	E	I	G	C	B	Q	U	F	K
M	R	F	E	E	T	S	I	V	C	S	H	O	E	M	A	K	E	R	W	A	N	S

Ex. My foot hurts.

Ex. I wear flip-flops at the beach.

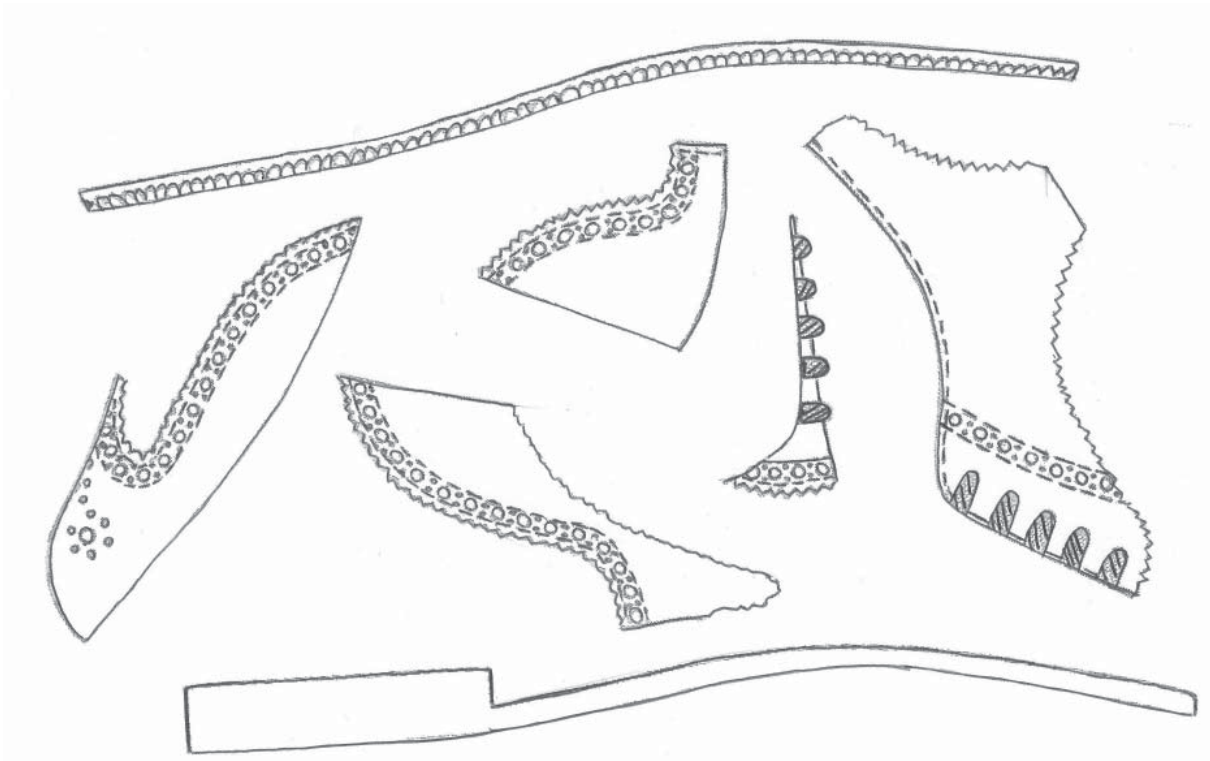
1. _____
2. _____
3. _____
4. _____
5. _____

INSTRUCTORS: IF YOU THINK THE ACTIVITY IS TOO EASY FOR YOUR GROUP, DO NOT TELL THEM HOW MANY WORDS THERE ARE. OR, IF YOU THINK THE ACTIVITY IS TOO DIFFICULT, YOU CAN WRITE THE WORDS TO BE FOUND ON THE BLACK BOARD BEFOREHAND: SHOE – SLIPPER – RUN – FEET – TOE – SNEAKER – HEEL – WALK – MOCCASIN – LACES – SKATE – SANDAL – BOOT – SHOEMAKER - SOCKS

THE BATA SHOE MUSEUM

SHOE PUZZLE: PART 1

Level: Intermediate



INSTRUCTORS: THIS PRE-VISIT ACTIVITY HAS TWO PARTS. PART ONE ASKS STUDENTS TO COMPLETE THE SHOE PUZZLE: A LIGHT-HEARTED AND EASY WAY TO GET THEM INTERESTED IN THE SUBJECT OF SHOES. PART TWO WILL ASK THE STUDENTS TO MATCH THE RELEVANT WORDS TO THE PART OF SHOE THEY CORRESPOND TO. FOR THE PUZZLE YOU WILL HAVE TO CUT THE PIECES BEFORE THE BEGINNING OF THE LESSON. HAVE A SET READY FOR EACH INDIVIDUAL STUDENT, AND ASK THEM TO PUT THE PIECES TOGETHER TO MAKE A SHOE. IF YOU WANT TO ENCOURAGE DIALOGUE BETWEEN STUDENTS, PREPARE A SET FOR EACH PAIR OR GROUP OF STUDENTS. ASK THEM TO DO THE SHOE PUZZLE AS A GROUP. YOU MAY WANT TO PRE-TEACH SOME VOCABULARY AND EXPRESSIONS THAT FACILITATE SUCH GROUP WORK, SUCH AS 'I THINK THIS PIECE GOES HERE'; 'WHAT DO YOU THINK?', 'LET'S TRY THIS AND SEE IF IT WORKS, ETC. IT WON'T BE NECESSARY TO PRE-TEACH ANY SHOE VOCABULARY IN PART 1, BUT IF YOUR STUDENTS ASK DURING THE COMPLETION OF THE PUZZLE, YOU SHOULD OF COURSE TELL THEM

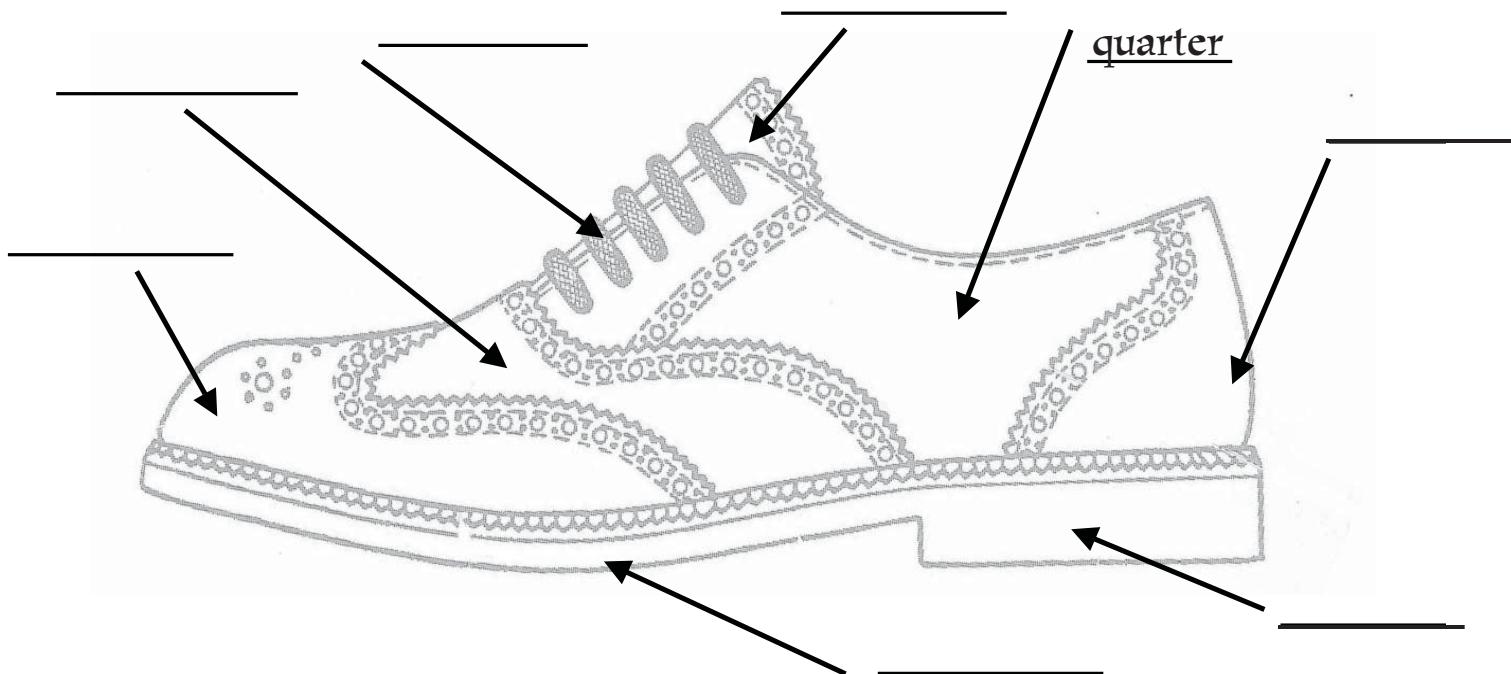
THE BATA SHOE MUSEUM

SHOE PUZZLE: PART 2

Level: Intermediate

Look at the words below. Which word describes which part of the shoe? Write the correct word on each line...!

SOLE	TOE CAP	QUARTER	VAMP
<i>The bottom of the shoe</i>	<i>The front of the shoe</i>	<i>The side of the shoe</i>	<i>The middle part of the shoe</i>
LACES	COUNTER	TONGUE	HEEL
<i>To tie the shoe</i>	<i>The back of the shoe</i>	<i>Under the laces</i>	<i>The bottom of the shoe at the back</i>



THE BATA SHOE MUSEUM


GIVE ME A SHOE CLUE

Level: Advanced

Crossword - student A

Student A: Write the definitions for the words below. Use a dictionary for help.

LEATHER	<i>a material made from the skin of an animal by a special process called tanning</i>
SILK	
FABRIC	
HIGH HEEL	
SENSIBLE	
SOLE	
FORMAL	
TOES	



FIND OUT THE WORDS IN THE CROSSWORD BELOW. FIND A PARTNER WHO HAS PART B OF THE CROSSWORD AND ASK HIM OR HER FOR CLUES. YOUR PARTNER WANTS TO FIND OUT THE WORDS YOU KNOW, SO YOU MUST GIVE HER OR HIM CLUES. DON'T SAY WHAT THE WORD IS RIGHT AWAY! INSTEAD, READ THE DEFINITIONS, AND HELP IN OTHER WAYS: 'IT'S AN ADJECTIVE', 'IT STARTS/ENDS WITH A T', 'IT HAS TWO SYLLABLES', OR 'IT RHYMES WITH GLUE'. DO NOT SHOW EACH OTHER YOUR SHEET OF PAPER!! TAKE TURNS ASKING EACH OTHER FOR CLUES TO COMPLETE THE CROSSWORD: 'WHAT IS 2-DOWN?' OR 'WHAT IS 5-ACROSS?'

THE BATA SHOE MUSEUM

GIVE ME A SHOE CLUE

Level: Advanced

Crossword - student B

Student B: Match the adjectives to their definitions

SANDAL	<i>a type of shoe; we usually wear this shoe on the beach</i>
STRAP	
PLASTIC	
CASUAL	
SNOWSHOES	
LACES	
POINTY	
FASHIONABLE	

									4				5		
							3								6
			1			4	S	N	O	W	S	H	O	E	S
			P												T
	2		O												R
			I												A
1	S	A	N	D	A	L									P
			T												
			Y		3	C	A	S	U	A	L				

FIND OUT THE WORDS IN THE CROSSWORD BELOW. FIND A PARTNER WHO HAS PART A OF THE CROSSWORD AND ASK HIM OR HER FOR CLUES. YOUR PARTNER WANTS TO FIND OUT THE WORDS YOU KNOW, SO YOU MUST GIVE HER OR HIM CLUES. DON'T SAY WHAT THE WORD IS RIGHT AWAY! INSTEAD, READ THE DEFINITIONS, AND HELP IN OTHER WAYS: 'IT'S AN ADJECTIVE', 'IT STARTS/ENDS WITH A T', 'IT HAS TWO SYLLABLES', OR 'IT RHYMES WITH GLUE'. DO NOT SHOW EACH OTHER YOUR SHEET OF PAPER!! TAKE TURNS ASKING EACH OTHER FOR CLUES TO COMPLETE THE CROSSWORD: